



Zoom

Your examination includes a Zoom feature that allows you to adjust the screen presentation size to 100%, 125%, 150%, 175% or 200%.

The following brief Zoom tutorial is optional and does not count against the time allocated for the examination itself.

Minutes allotted for the Zoom tutorial: 8

Two Ways to Change the Zoom Level


Depending on the type of screen you are viewing, you can change the zoom level by:



Zoom

1.) Clicking on the **Zoom** button located in the upper left corner of the screen

OR



Zoom

2.) Clicking on the **Zoom** button located on the right side of the toolbar.

Click **Continue** to proceed with the Zoom tutorial.

Click **Skip** to skip the Zoom tutorial and proceed to the exam.


Skip

Continue



Zoom

Things to Know



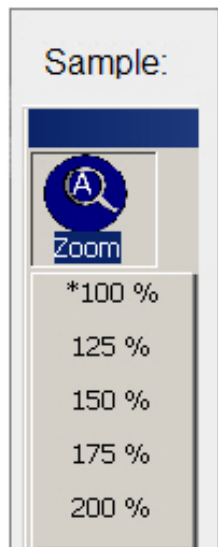
- Zoom level options are listed in a drop-down menu that is available once you click on the Zoom button.
- The asterisk indicates the zoom level currently in use.
- When you change the zoom level, the screen will take a moment to adjust.
- Enlargements may require scrolling up and down or side to side in order to view the entire contents of the screen.

Please click **OK** below to continue.

OK



Clicking on the Zoom Button



Practice

- 1.) Click **ZOOM** in the upper left corner to access the drop-down menu on screens such as this one.
- 2.) Click on one of the other levels on the menu.

Please click **OK** below to continue.

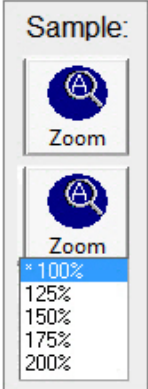
OK

Administrator
File Help

Time Help Review Mark Previous Next Exhibit Translate Quit Zoom

Clicking on the Zoom Button

Sample:



Practice

- 1.) Using the mouse, place the cursor over the toolbar on screens such as this one. It will display at the currently selected zoom level.
- 2.) Click **Zoom** on the toolbar at the top of the screen.
- 3.) Click on one of the other levels on the drop-down menu.

NOTE: Zoom levels above 100% will be displayed in the status bar at the bottom of screens such as this one.

Please click **Next** on the toolbar at the top of the screen to continue.

Question Number 1



PLEASE NOTE:

The following screen will begin your scheduled examination. It will launch at a preset zoom level.

You can change the level and switch between levels throughout your testing session. When you select a level, it will remain in effect until you change it.

Click **Review** to review the Zoom tutorial.

Click **Continue** to proceed to the exam and a tutorial on how to use the other toolbar buttons.

Review

Continue