

Pearson VUE Test Centers around the world

How to book and schedule exams

Preparation


iSQI's Landing Page at Pearson VUE is the starting point for you. You can **create an account** here, sign in, find **test centers** and organize **extra time** for you exam.

<https://home.pearsonvue.com/isqi>

Direct Link

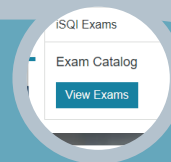


Create Account



You have to log-in to your account. Otherwise you cannot buy or schedule exams.

Find Exams



After signing in, you can see all iSQI exams you can take in a test center.



EXAMPLES

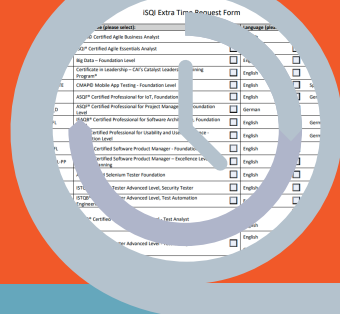
CTFL_Syll2018	ISTQB - Certified Tester Foundation Level (Syllabus 2018) worldwide accept D, A, CH, FL
CTFL_001	ISTQB - Certified Tester Foundation Level (Syllabus 2018) worldwide accept D, A, CH, FL, IND

It's important to choose the correct regional exam code. Most people must choose „**worldwide**“. People from Germany (D), Austria (A), Switzerland (CH), Liechtenstein (FL), United Kingdom (UK) and India (IND) have to look for their **regional code**. This mostly applies to ISTQB Foundation Level Exams.

Time Extension

What you have to do

1. Create Pearson VUE ACCOUNT
2. Send **FORM** to iSQI
<https://home.pearsonvue.com/isqi/isqi-extra-time-request-form.pdf>
3. **WAIT** for instructions via e-mail
4. After 1 working day **CALL** Pearson VUE
5. **TELL** exam code and date
6. **WAIT** for call-back after 1 working day
7. **PAY** per card or voucher



ATTENTION
DON'T BOOK BEFORE REQUESTING EXTRA TIME (IF NEEDED)

Book Exam

After choosing your certificate, schedule your exam date. You can find all test centers via search.

Morning

10:00 AM

Select date, select time.

Schedule exam date

Proceed to Checkout

If you bought a voucher at **isqi.org**, you can enter it while purchasing.

